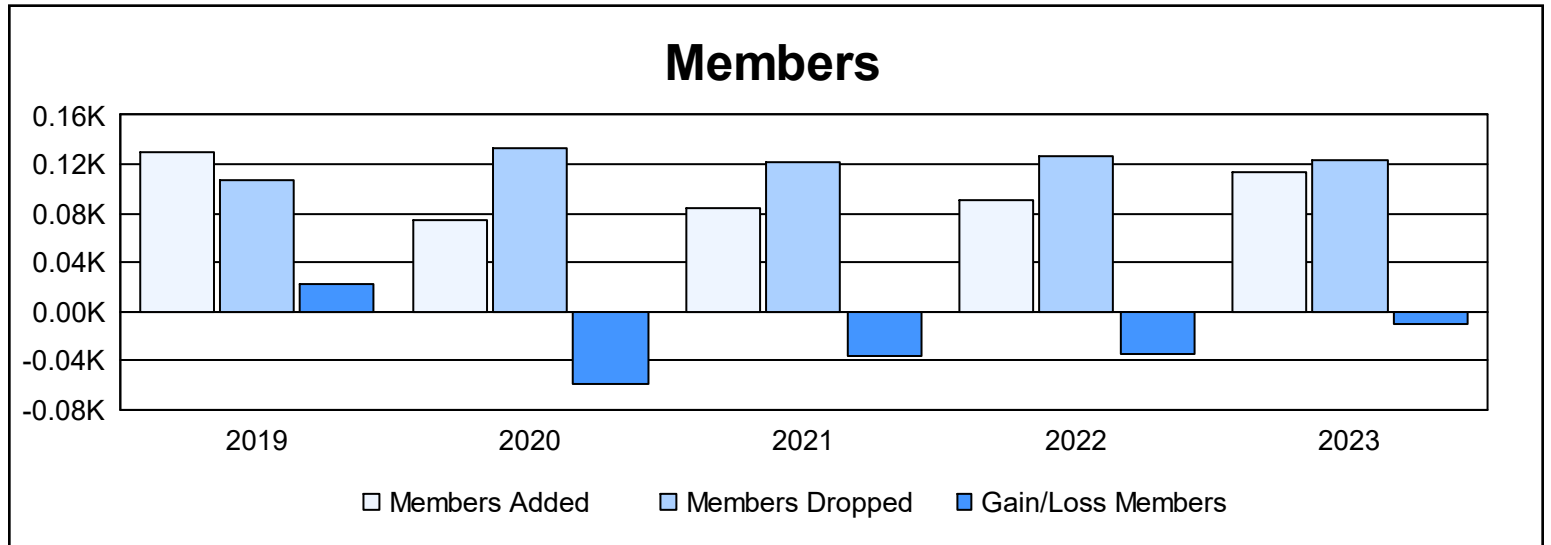
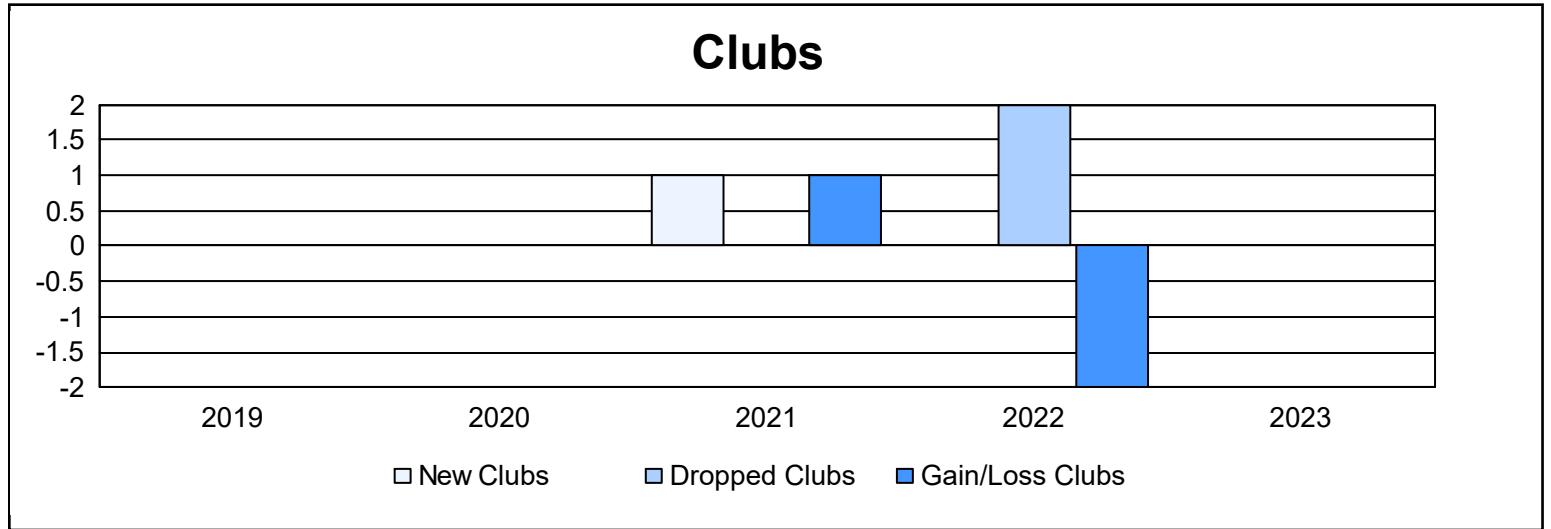
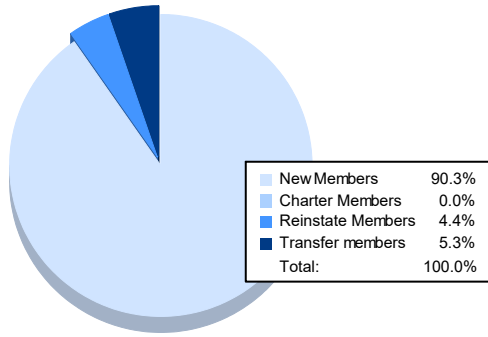


| Year | New Clubs | Dropped Clubs | Gain/ Loss Clubs | New Members | Charter Members | Reinstate Members | Transfer Members | Total Member Added | Total Members Dropped | Gain/ Loss Members |
|----------------|-----------|---------------|------------------|-------------|-----------------|-------------------|------------------|--------------------|-----------------------|--------------------|
| 2018-2019 | 0 | 0 | 0 | 123 | 2 | 0 | 4 | 129 | 107 | 22 |
| 2019-2020 | 0 | 0 | 0 | 61 | 3 | 3 | 7 | 74 | 133 | -59 |
| 2020-2021 | 1 | 0 | 1 | 53 | 27 | 0 | 4 | 84 | 121 | -37 |
| 2021-2022 | 0 | 2 | -2 | 79 | 10 | 1 | 1 | 91 | 126 | -35 |
| 2022-2023 | 0 | 0 | 0 | 102 | 0 | 5 | 6 | 113 | 124 | -11 |
| Average | 0 | 0 | 0 | 84 | 8 | 2 | 4 | 98 | 122 | -24 |



Membership Composition June 2023 Cumulative



Gender Composition June 2023 Cumulative

